



MANICHETTE HOSES

CARATTERISTICHE

- Tubo in gomma rinforzato con trecce di acciaio;
- Pressione di esercizio fino a 25 bar
- Pressione di scoppio: 100 bar
- Configurazione Conforme a normativa EN 853
- Temperatura di esercizio -30°C / +100°C

A richiesta conforme a normativa EN 1762

FEATURES

- Rubber steel mesh reinforced hose
- Working pressure up to 25 bars
- Burst pressure : 100 bars
- Assembling according to EN 853
- Working temperature -30°C/+100°C

On request according to EN 1762

TUBO IN GOMMA TUBE IN RUBBER



Cod.	DN / Ø
SAE100R2T-1/4"	1/4"
SAE100R2T-3/8"	3/8"
SAE100R2T-1/2"	1/2"
SAE100R2T-3/4"	3/4"
SAE100R2T-1"	1"
SAE100R2T-1" 1/4	1" 1/4
SAE100R2T-1" 1/2	1" 1/2"
SAE100R2T-2"	2"

Il prezzo della manichetta è da intendersi al metro senza raccordi, flange e valvola
Hose price is for 1 meter without joints, flanges or valves


ACCESSORI ACCESSORIES

RACCORDO GPL FEMMINA CON SEDE PIANA E BOCCOLA PLANE FITMENT L.P.G. FEMALE JOINT AND BUSH



Cod.	DN / Ø
FDPCB1/4"	1/4"
FDPCB3/8"	3/8"
FDPCB1/2"	1/2"
FDPCB3/4"	3/4"
FDPCB1"	1"
FDPCB1" 1/4	1" 1/4
FDPCB1" 1/2	1" 1/2"
FDPCB2"	2"

RACCORDO GPL FLANGIATO L.P.G. FLANGED JOINT




Cod.	DN / Ø
FGDN25X3/4"	20
FGDN25X1"	25
FGDN32X1"	32
FGDN40X1" 1/2	40
FGDN50X2"	50

RACCORDO MASCHIO G.P.L. NPT E BOCCOLA L.P.G. MALE JOINT NPT AND BUSH



Cod.	DN / Ø
MDCCB1/4"	1/4"
MDCCB3/8"	3/8"
MDCCB1/2"	1/2"
MDCCB3/4"	3/4"
MDCCB1"	1"
MDCCB1" 1/4	1" 1/4
MDCCB1" 1/2	1" 1/2"
MDCCB2"	2"

RACCORDO G.P.L. FLANGIATO ANTISCINTILLA SPARKPROOF L.P.G. FLANGED JOINT







Cod.	DN / Ø
FGASDN25X1"	25
FGASDN32X1" 1/4	32
FGASDN40X1" 1/2	40
FGASDN50X2"	50

Per le valvole a sfera da abbinare alla manichetta si fa riferimento alla pag. 84
For sphere valves combining to the hose see pag. 84




ACCOPIATORI E ADATTATORI ACME PER AUTOBOTTI E SERBATOI ACME COUPLINGS AND ADAPTORS FOR TANK TRUCKS AND TANKS




ACCOPIATORI RAPIDI PER FASE LIQUIDA FILLER COUPLINGS FOR LIQUID PHASE

Connessione / Connection		Lunghezza / Length		COD.	
ACME GIR.	NPT	mm		Ottone / Brass	Acciaio / Steel
	FEMMINA ACME 1" 1/4 F GIREVOLE	3/8" M	76 (Fig. A)	RA800	-
		1/2" M	63 (Fig. A)	RA801	-
	1" 3/4 F	1/2" M	76 (Fig. A)	RA802	-
		3/4" M	76 (Fig. A)	RA803	RA811
			155 (Fig. B)	-	RA812
		1" M	76 (Fig. A)	RA804	RA813
	2" 1/4 F	1" 1/4 M	82 (Fig. C)	RA805	RA815
			178 (Fig. B)	-	RA814
	3" 1/4 F	1" 1/4 F	38 (Fig. D)	RA806	-
		2" M	95 (Fig. C)	RA807	RA816
	4" 1/4 F	3" M	114 (Fig. C)	RA808	RA817


ACCOPIATORI A NIPPOLO M ACME - F NPT MALE ACME BY FEMALE NPT ADAPTORS

Connessione / Connection		COD.		
ACME	NPT	Ottone / Brass	Acciaio / Steel	
	1" 1/4 M	1/4" F	RA851	-
		3/8" F	RA852	-
		1/2" F	RA853	-
		3/4" F	RA854	-
1" 3/4 M	1/4" F	RA855	-	
	3/8" F	RA856	-	
	1/2" F	RA857	-	
	3/4" F	RA858	RA871	
2" 1/4 M	1" F	RA859	RA872	
	1" F	RA860	-	
2" 1/4 M	1" 1/4 F	RA861	RA873	
	1" 1/2 F	RA862	-	
3" 1/4 M	1" 1/4 F	RA863	-	
	2" F	RA864	RA874	
	3" F	RA865	RA875	
4" 1/4 M	3" F	RA866	RA876	

ACCOPIATORI RAPIDI PER EQUILIBRIO FASE VAPORE FEMALE ACME VAPOR RETURN COUPLINGS

Connessione / Connection		Lunghezza / Length		COD.	
ACME GIR.	NPT	mm		Ottone / Brass	Acciaio / Steel
	1" 1/4 F	3/8" M	63 (Fig. A)	RA821	-
			159 (Fig. B)	RA822	-
	1" 3/4 F	1/2" M	63 (Fig. A)	RA823	RA831
		3/4" M	86 (Fig. A)	RA824	-
			178 (Fig. B)	-	RA832
		1" M	82 (Fig. A)	RA825	RA833
	2" 1/4 F	1 1/4" M	187 (Fig. B)	-	RA834
			86 (Fig. C)	RA826	-

ACCOPIATORI A NIPPOLO M ACME - M NPT MALE ACME BY MALE NPT ADAPTORS

Connessione / Connection		COD.		
ACME	NPT	Ottone / Brass	Acciaio / Steel	
	1" 1/4 M	1/2" M	RA881	-
		3/4" M	RA882	-
		1" M	-	RA901
1" 3/4 M	1/2" M	-	RA902	
	3/4" M	RA883	RA903	
	1" M	RA884	RA904	
	1" 1/4 M	RA885	RA905	
2" 1/4 M	1" 1/4 M	RA886	RA906	
	1/2" M	RA887		
3" 1/4 M	2" M	RA888	RA907	
	2" M	RA889	RA908	
3" 1/4 M	3" M	RA890	RA909	
	4" M	RA891	RA910	



ACCOPIATORI, CALOTTE, TAPPI E GUARNIZIONI ACME PER AUTOBOTTI E SERBATOI ACME COUPLINGS, PLUGS, CAPS AND SEALS FOR TANK-TRUCKS AND TANKS

ACCOPIATORI A NIPPO MASCHIO ACME PER MASCHIO ACME MALE ACME COUPLINGS FOR MALE ACME



(A)



(B)

Connessione/ Connection		COD. (A)	COD. (B)
M ACME	M ACME	Ottone/ Brass	Acciaio/Steel
1" 1/4	1" 1/4	RA841	-
1" 3/4	1" 3/4	RA842	RA845
2" 1/4	2" 1/4	-	RA846
3" 1/4	3" 1/4	-	RA847
4" 1/4	4" 1/4	-	RA848

GUARNIZIONI PER RACCORDI SEALS FITTING

Raccordi ACME ACME fitting	COD.
Guarnizioni Piane / Plane seals	
1" 1/4 M	RA966
1" 3/4 M	RA967
2" 1/4 M	RA968
3" 1/4 M	RA969
4" 1/4 M	RA970
Anelli torici / Torics Rings	
2" 1/4 M	RA971
3" 1/4 M	RA972

CALOTTE PER ADATTATORI FEMMINA ACME CAPS FOR FEMALE ACME ADAPTORS



(A)



(B)



(C)



(D)

Connessione Connection ACME	COD. Plastica/Plastic (A)	COD. Ottone/Brass (B)	COD. Acciaio/Steel (C/D)
1" 1/4	1009500062	-	-
1" 3/4	1009500064	RA932	RA936 (D)
2" 1/4	-	RA933	RA937 (C)
3" 1/4	-	RA934	RA938 (C)
4" 1/4	-	RA935	RA939 (C)

PROTEZIONE E TAPPI MASCHIO ACME ACME MALE SEALS AND PLUGS



(A)



(B)

Connessione Connection ACME	COD. Acciaio/Steel (A)	COD. Plastica/Plastic (B)
1" 1/4	-	RA941
1" 3/4	-	RA942
2" 1/4	-	RA943
3" 1/4	-	RA944
4" 1/4	RA945	-

CHIAVE PER CALOTTE SPANNER WRENCH



COD.	
RA961	Lunghezza/Lenght: 457 mm Materiale/Material: Alluminio/Aluminium

